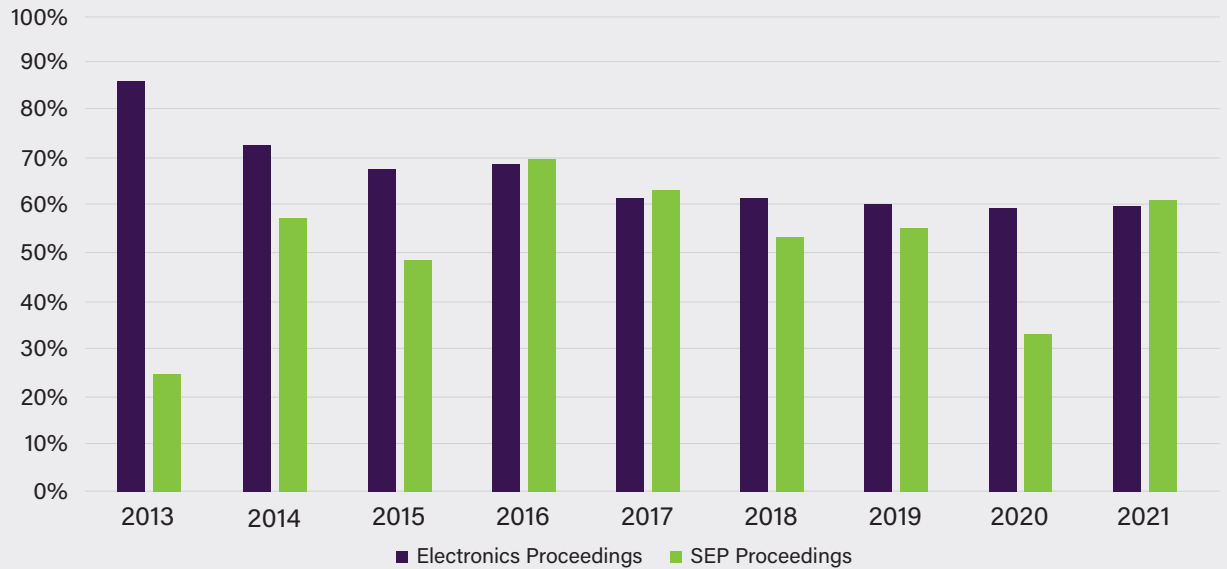


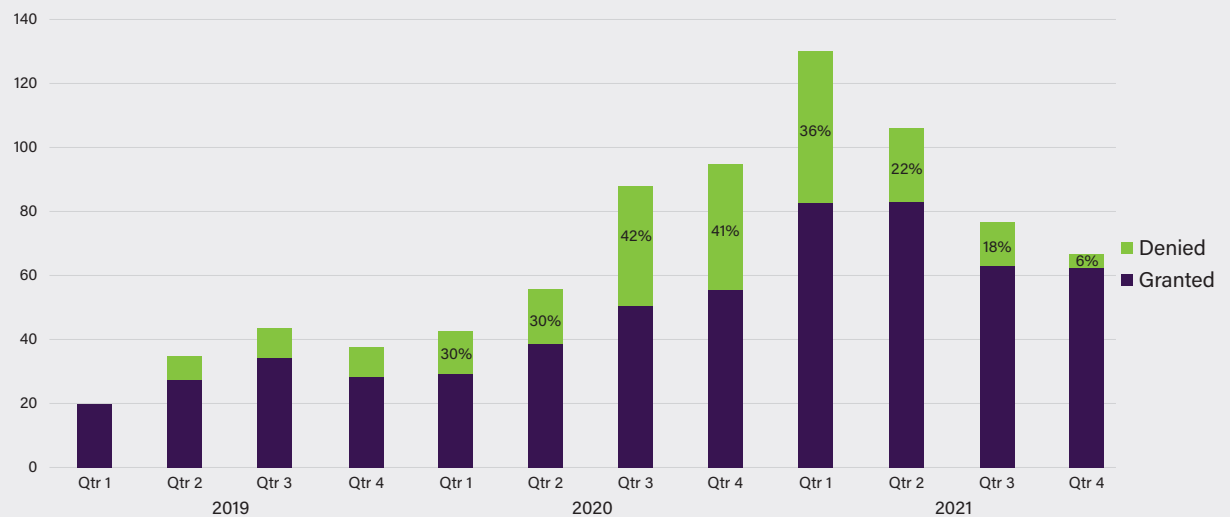
SEPs: Not as Strong as they Seem?



Overall Statistics since the Establishment of the PTAB: 65% for Electronics Proceedings 57% for SEP Proceedings

For more insights, see “Standard Essential Patents at the PTAB: Are SEPs Faring any Differently than non-SEPs?,” p. 63

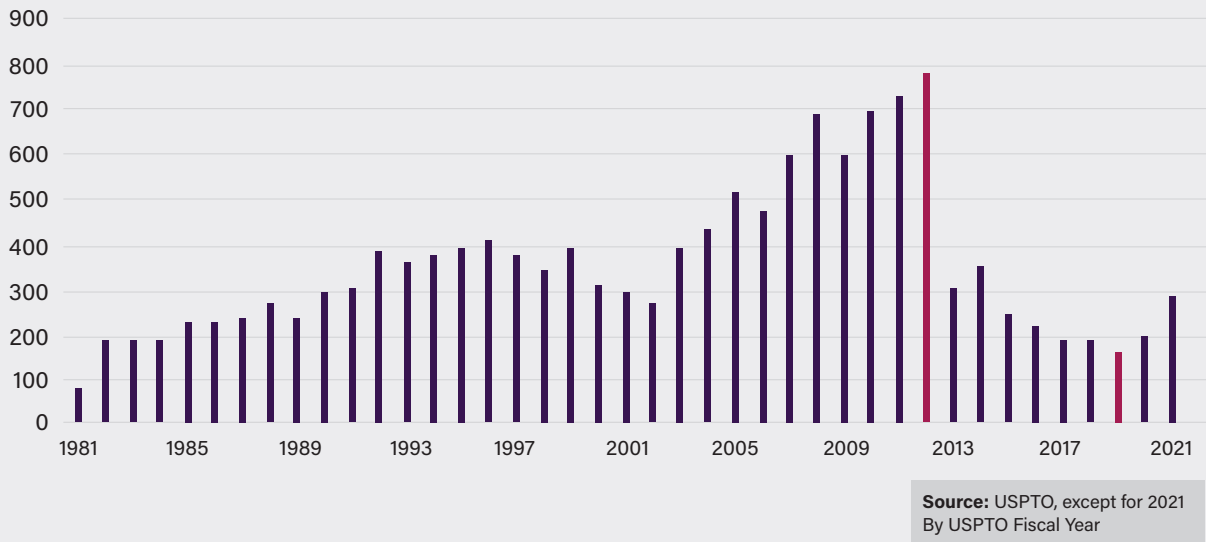
The Rise and Fall of *Fintiv* Denials?



Breaking these cases down by quarter, the PTAB’s denial rate peaked in the second half of 2020, which aligns with *Fintiv*’s precedential designation in May 2020. A decline is then seen in each subsequent quarter of 2021.

For more insights, see “*Fintiv* Continues to Take Center Stage,” p. 9

Ex Parte Reexam Request Last 41 Years



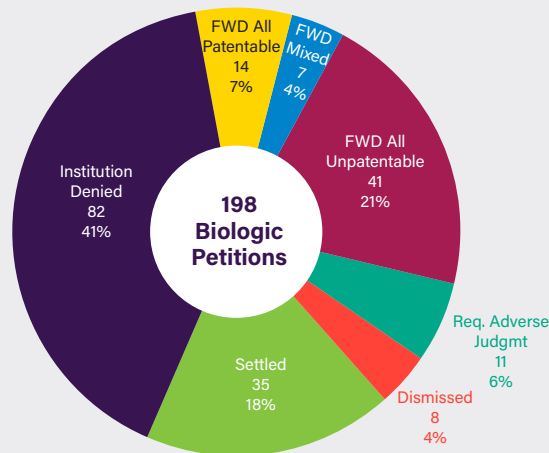
After a peak of nearly 800 filings in 2012 – the year the AIA came into effect – as expected *ex parte* reexamination filings steadily declined until 2019, when they took a somewhat unexpected turn.

For more insights, see “Resurgence and Perils of *Ex Parte* Reexaminations,” p. 48

What’s so Special about Biologic Patents?

Outcomes of AIA petitions challenging biologic patents

(Sept. 16, 2012 to June 30, 2021)



Note: The outcome of decisions on institution responsive to requests for rehearing are included. Joined and pending petitions are excluded.

For more insights, see “Biologics at the PTAB: Statistics and Insights into Notable Biologics Decisions,” p. 53